

Azaan International School

Worksheet

Subject: Science

Grade: III

Name: _____ Date: _____ Roll No: _____ Sec: _____


Chapter 10: Safety and First Aid

Chapter 11: Light, Sound and Force

Chapter 13: The Earth

I. What do these pictures tell us.











II. Tick the correct word.

1. You (should / should not) play with matchsticks.
2. You (should / should not) try to taste anything you do know about.
3. You (should not / should) keep your things at their proper places.
4. You (should / should not) play with sharp and pointed objects like knives, blades and scissors.
5. If you or someone else gets hurt, you (should / should not) inform your teachers, parents or elders.

6. You (should/should not) play with plug points.
7. You (should/should not) push your friend in the classroom.
8. You (should/should not) follow the road signs.
9. You (should/should not) apply antiseptic to a wound.
10. You (should/should not) throw bats or other playthings at your friends.

III. Fill in the blanks using the words given in the help box:

safety rules slip cold water doctor blisters


1. To avoid accidents, we must follow_____.
2. If you run up or down the stairs, you might_____ and fall.
3. Pour_____ over the burn area till the pain goes down.
4. If a person is hurt seriously, immediately call a _____.
5. Do not poke the_____ if they form.

IV. Look at the pictures. Complete the sentences below choosing the phrases from the help box.

change the shape of an object pull an object push an object



a. Force is being applied to _____



b. Force is being applied to _____



c. Force is being applied to _____

V. Place the given items in the right column.

The Sun	the Moon	the planets	tube light	book	torch
pen	candle	fire	table lamp	chair	

Objects which give out light

Objects which do not give out light

VI. Choose the correct options.

- We are able see objects when they _____ light.
a. reflect b. absorb c. block
- A shadow is formed when an object _____ the path of light.
a. changes b. leaves c. blocks
- _____ is produced when something vibrates fast.
a. sound b. light c. electricity
- _____ does not give energy.
a. petrol b. food c. a pen

VII. Look at the picture and answer the following questions in one or two words.

- Which movement of the Earth is shown in the picture?

- What does the torch represent?

- What will the side of the Earth facing the torch have?

- What will the side facing away from the torch have?

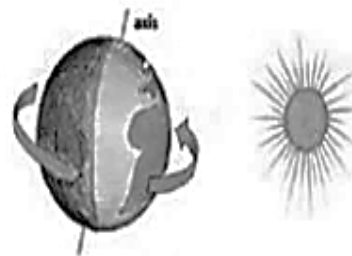


VIII. Name them.

- a. The outer most layer of the Earth, made of rocks: _____
- b. The inner most layer of the Earth, made of hot metals: _____
- c. The layer between crust and core, made of hot molten rocks: _____
- d. The spinning of the Earth: _____
- e. The movement of the Earth around the Sun: _____
- f. The imaginary path of the Earth around the Sun: _____

IX. Look at the picture and complete the sentences choosing words from the help box.

east	day	night	west
axis	rotation	24 hours	



- a. The Earth spins around its _____ .
- b. The Earth takes _____ to complete one _____ .
- c. The Earth rotates from _____ to _____ .
- d. The half of the Earth facing the Sun has _____ . The other half, facing away from the Sun, has _____ .
- e. The Earth's _____ causes day and night.